


TUNNEL LOADING MACHINE

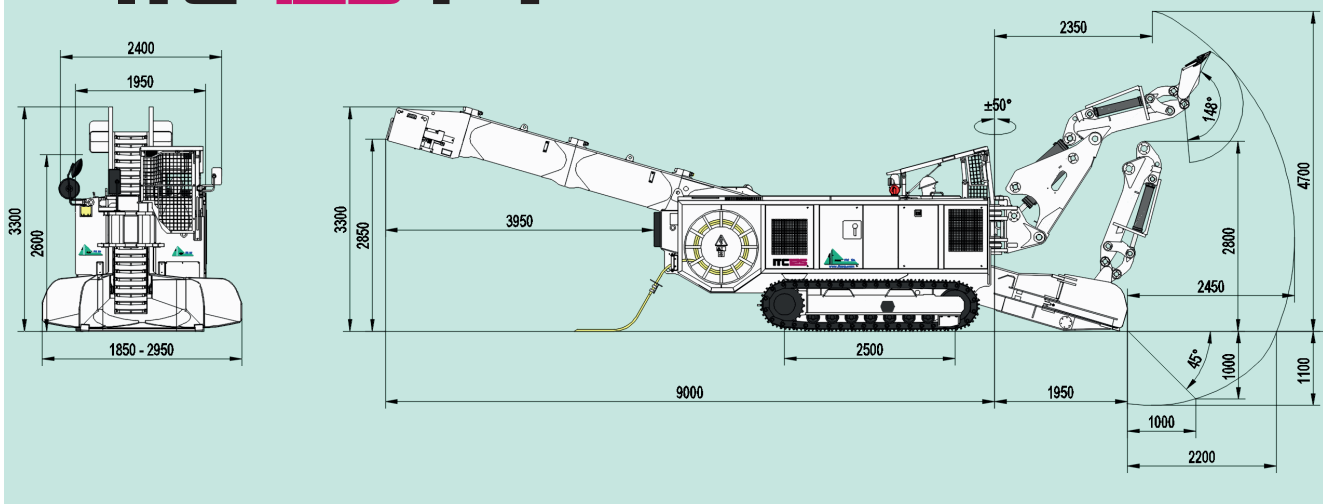
ITC 125 - F4



- For heading in soft ground and high speed mucking of blasted rock
- Minimal cross section approx. 9 m²
- Diesel drive 80 kW
- Electric drive 75 kW
- Operating weight approx. 22 t



ITC 125 F4



Technical data ITC 120N – F4

Drive units

Electro-hydraulic and Diesel-hydraulic power packs each with a separate pump units
 Electric drive for emission-free work at the face
 Air-cooled electric motor, Power at 400 Volt , 50 Hz 75 kW
 Diesel drive for travelling and operation without electrical supply
 Water-cooled diesel engine, Deutz TCD3.6 L04
 Power rating at 2,300 r.p.m 80 kW
 Diesel engine complies with emission standard EU V, US T4f, EU IV

Electrical system

Total installed power 60 kW
 Voltage (standard) 400 V - 50 Hz AC
 Control voltage 24 V DC
 Electrical system acc. to EN 60529 (IP54)
 Cable reel hydraulically driven with 75 m
 Cable cross section at 400 V - 50 Hz 3x50+3x10 mm²

Operator's cab

FOPS-Operator's cab gives all-round visibility, and front protection grill.
 Roof foldable for transport
 CE conformity incl. video monitoring system for the right and rear side with colour LCD in the cab.

Hydraulic system

Load Sense hydraulic system with combination of axial piston gear pump at each drive
 Pilot control system for all working functions
 Main operation by 2 joysticks in Euro standards
 Thermostatic controlled hydr. driven oil cooler
 Max. hydraulic operating pressure 280-380 bar
 Hydraulic oil capacity (incl. tank) 400 l
 Hydraulic oil tank 300 l

Operating data (F4 boom equipment)

Minimal cross section	approx. 9 m ²
Machine width	1'950 mm
Maximal height	2'400-2'750 mm
Transport height	2'400 mm
Length (dep. on equipment)	~10'000 mm
Width of loading apron (adjust.)	1'850-2'950 mm
Width of conveyor (internal)	620 mm
Height of conveyor (internal)	650 mm
Conveyor capacity	approx. 150 m ³ /h
Conveyor discharge height	1'800-2'850 mm
Operating weight	approx. 22 t

Boom Equipment F4

F4 Boom equipment forscaling and loading, includes:

- King post with jib and dipper stick
- Excavation and mucking bucket, width 350 - 700 mm
- Hydraulic circuit for a hydraulic rock breaker
- Loading capacity acc. to rock conditions approx. 2,5 m³/min
- Breakaway torque 80 kN
- Tear-out force over dipper stick 80 kN

Other Equipment

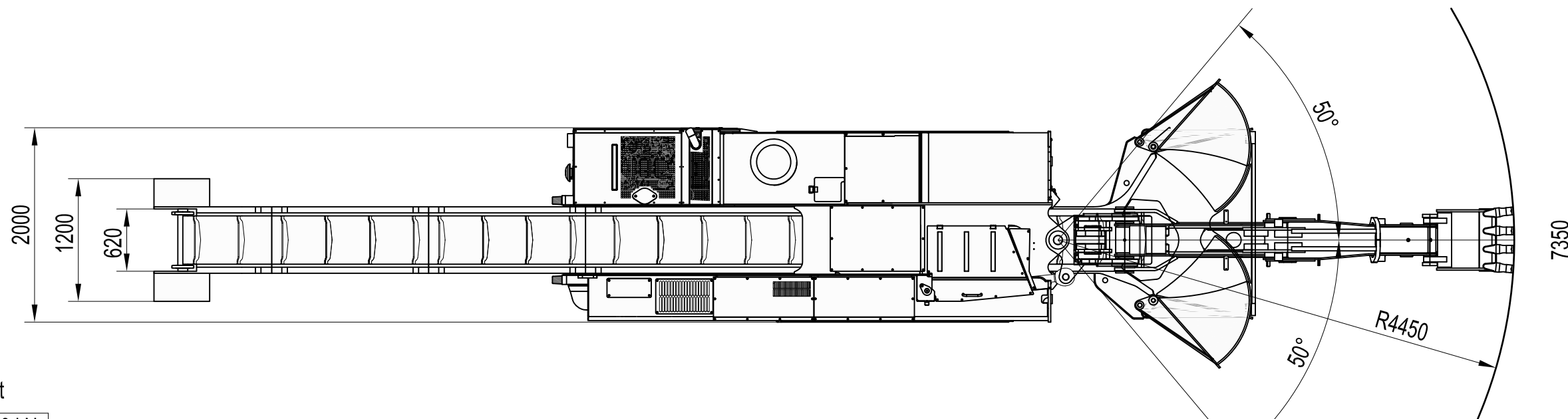
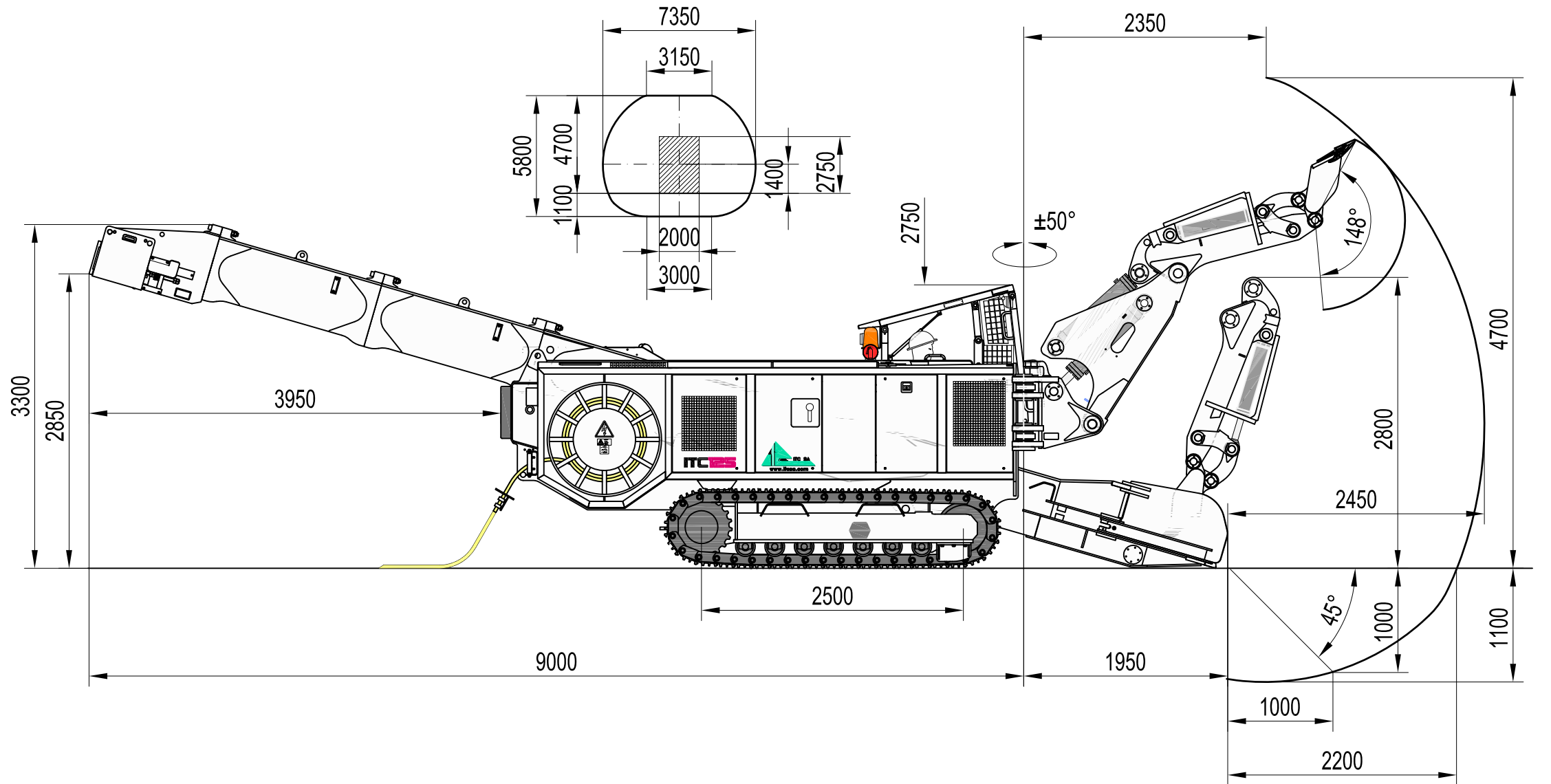
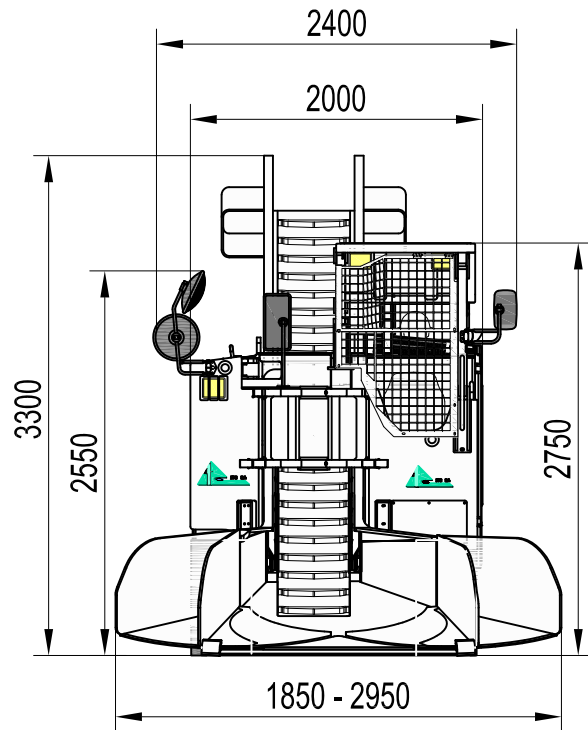
It is possible to attach a range of ancillary equipment, such as different bucket sizes, ripper tooth, pony truck, rubber plated conveyor, other voltage and frequency, other boom, quick hitch device, transverse cutting unit, soot particle filter, central lubrication device, extinguisher system, etc.

Further details of attachments and accessories available upon request.

Subject to modification without prior notice.



Tunnel Loading machine
 Model ITC 125 F4
 3 views with boom geometry



Force acc. to ISO 6015, with standard bucket

Breakaway torque	80 kN
Tear-out force over dipper stick	80 kN
Specific ground pressure	10 N/cm ²
Global weight	21,3 t



S783

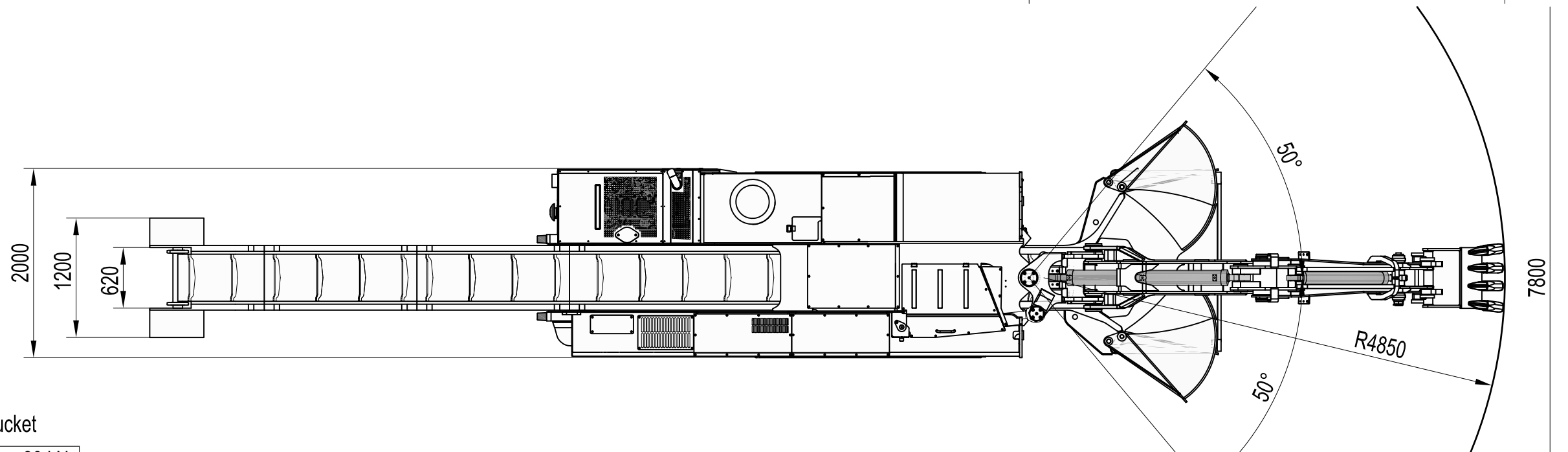
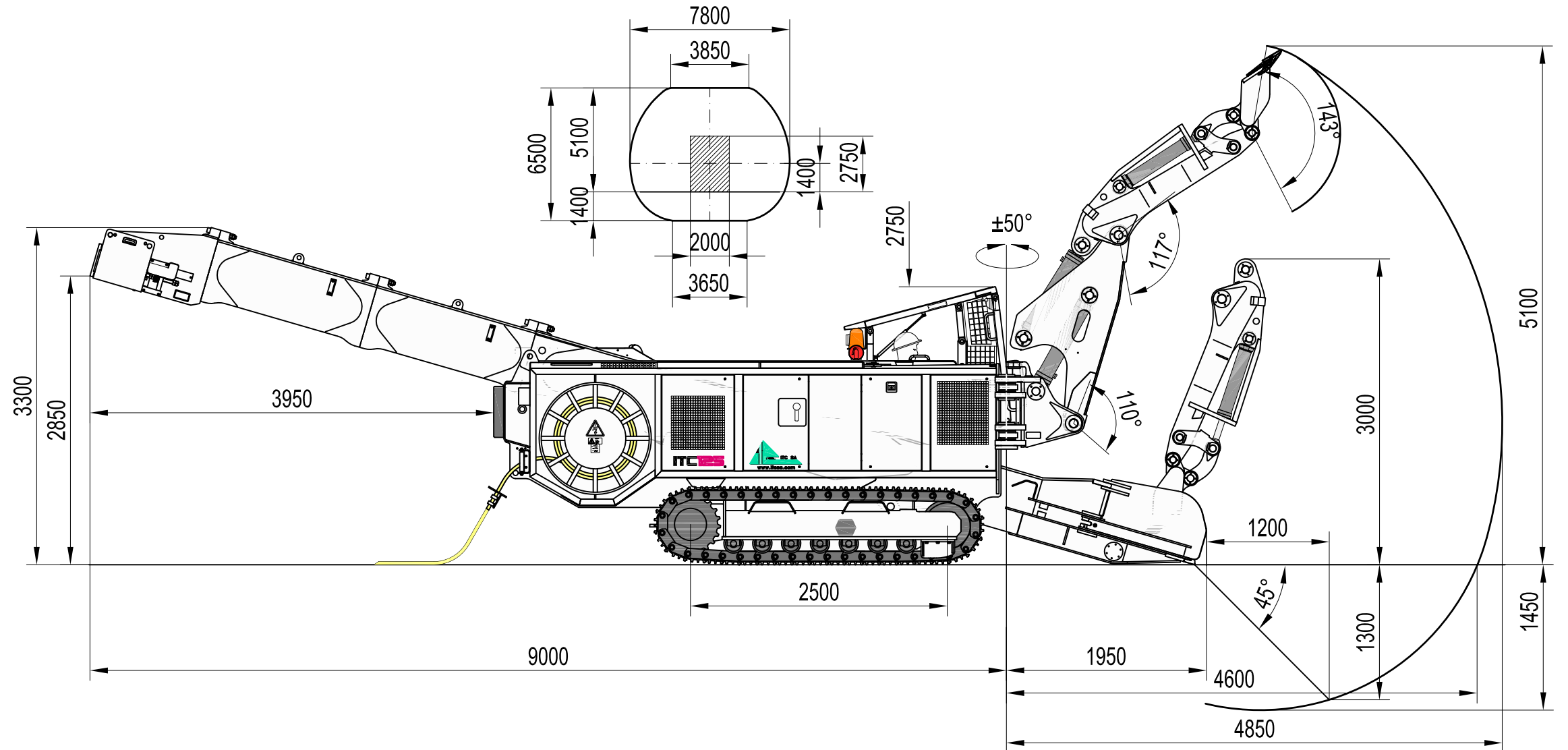
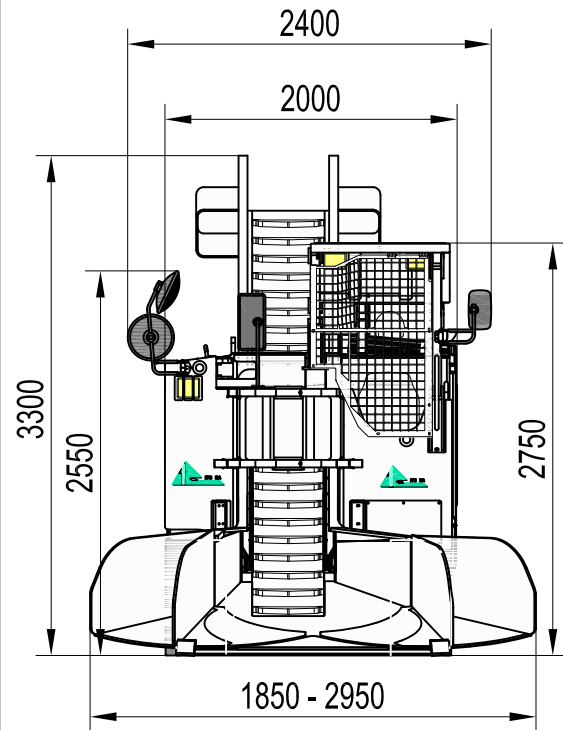
03.08.2018 PB
 I:\Acad\dessin_S\S783\
 Dessin non contractuel
 Rev.N°: Date:

1:50



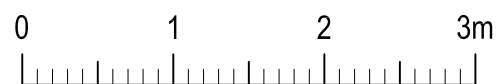
CH-1920 MARTIGNY
 Tf: +41 277 222 191
 Fax: +41 277 222 185
 info@itcsa.com

Tunnel Loading Machine
 Model ITC 125 F4L
 3 views with boom geometry



Force acc. to ISO 6015, with standard bucket

Breakaway torque	80 kN
Tear-out force over dipper stick	80 kN
Specific ground pressure	10,6 N/cm ²
Global weight	21,5 t



S784

03.08.2018 PB
 I:\Acad\dessin_S\S784\
 Dessin non contractuel
 Rev.N°: Date:

1:50



CH-1920 MARTIGNY
 Tf: +41 277 222 191
 Fax: +41 277 222 185
 info@itcsa.com